





TUFF MULTI - LEG POLYESTER SLING

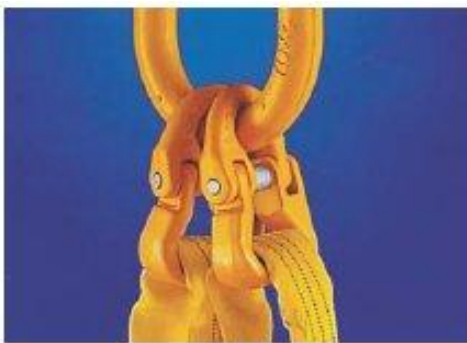


Capacity shown in the table are for slings used at 90 Degree Angle. Slings if used at a lower angle of 30 Degree or 60 Degree will have a higher lifting capacity. Contact us for Lifting Capacity.

Item Code	Width	Colour	S.W.L	S.W.L	S.W.L	CAPACITY
			1 Leg	2 Leg	3 Leg	S.W.L
						
	MM		0 Deg	90 Deg	90 Deg	90 Deg
			Kgs	Kgs	Kgs	Kgs
TMS-25	25	VIOLET	1000	1430	2100	2100
TMS-50	50	GREEN	2000	2850	4200	4200
TMS-75	75	YELLOW	3000	4300	6300	6300
TMS-100	100	GREY	4000	5700	8400	8400
TMS-125	125	RED	5000	7150	10500	10500
TMS-150	150	BROWN	6000	8570	12630	12630
TMS-200	200	BLUE	8000	11400	16850	16850
TMS-250	250	ORANGE	10000	14300	21000	21000



END FITTINGS FOR TUFF WEB AND ROUND SLING



OVAL RING



SELF LOCKING HOOK



EYE HOOK



WEB SLING CONNECTOR



SWIVEL HOOK