

TUFF DUPLEX WEB SLING

ENDLESS TYPE




EYE & EYE TYPE



DUPLEX WEB SLING CHART

Confirms to BS 3421 (Part II) Standards.

Item Code	Width MM	Colour	CAPACITY					Breaking Load Kgs
			S.W.L Vertical Kgs	S.W.L Basket Kgs	S.W.L Choker Kgs	S.W.L 45 Deg Kgs	S.W.L 90 Deg Kgs	
TDS-1000	25	VIOLET	M * = 1 Kgs	M = 2 Kgs	M = 0.8 Kgs	M = 1.8 Kgs	M = 1.4 Kgs	7000
TDS-2000	50	GREEN	2000	4000	1600	3600	2800	14000
TDS-3000	75	YELLOW	3000	6000	2400	5400	4200	21000
TDS-4000	100	GREY	4000	8000	3200	7200	5600	28000
TDS-5000	125	RED	5000	10000	4000	9000	7000	35000
TDS-6000	150	BROWN	6000	12000	4800	10800	8400	42000
TDS-8000	200	BLUE	8000	16000	6400	14400	11200	56000
TDS-10000	250	ORANGE	10000	20000	8000	18000	14000	70000
TDS-12000	300	ORANGE	12000	24000	9600	21600	16800	84000



TUFF SIMPLEX WEB SLING

EYE & EYE TYPE



ENDLESS TYPE




SIMPLEX WEB SLING CHART

Confirms to BS 3421 (Part II) Standards.




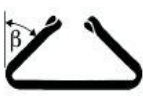
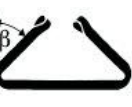
Item Code	Width MM	Colour	CAPACITY					Breaking Load Kgs
			S.W.L Vertical M * = 1 Kgs	S.W.L Basket M = 2 Kgs	S.W.L Choker M = 0.8 Kgs	S.W.L 45 Deg M = 1.8 Kgs	S.W.L 90 Deg M = 1.4 Kgs	
TSS-500	25	VIOLET	500	1000	400	900	700	3500
TSS-1000	50	GREEN	1000	2000	800	1800	1400	7000
TSS-1500	75	YELLOW	1500	3000	1200	2700	2100	10500
TSS-2000	100	GREY	2000	4000	1600	3600	2800	14000
TSS-2500	125	RED	2500	5000	2000	4500	3500	17500
TSS-3000	150	BROWN	3000	6000	2400	5400	4200	21000
TSS-4000	200	BLUE	4000	8000	3200	7200	5600	28000
TSS-5000	250	ORANGE	5000	10000	4000	9000	7000	35000








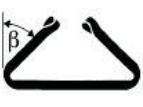
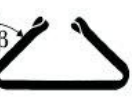
TRIPLEX WEB SLING CHART

Confirms to BS 3421 (Part II) Standards.

Item Code	Width	Colour	CAPACITY					Breaking Load
			S.W.L Vertical	S.W.L Basket	S.W.L Choker	S.W.L 45 Deg	S.W.L 90 Deg	
								
MM	M * = 1	M = 2	M =0.8	M = 1.8	M = 1.4	Kgs		
			Kgs	Kgs	Kgs	Kgs	Kgs	
TTS-1500	25	VIOLET	1500	3000	1200	2700	2100	10500
TTS-3000	50	GREEN	3000	6000	2400	5400	4200	21000
TTS-4500	75	YELLOW	4500	9000	3600	8100	6300	31500
TTS-6000	100	GREY	6000	12000	4800	10800	8400	42000
TTS-7500	125	RED	7500	15000	6000	13500	10500	52500
TTS-9000	150	BROWN	9000	18000	7200	16200	12600	63000
TTS-12000	200	BLUE	12000	24000	9600	21600	16800	84000
TTS-15000	250	ORANGE	15000	30000	12000	27000	21000	105000

QUADRAPLEX WEB SLING CHART

Confirms to BS 3421 (Part II) Standards.

Item Code	Width	Colour	CAPACITY					Breaking Load
			S.W.L Vertical	S.W.L Basket	S.W.L Choker	S.W.L 45 Deg	S.W.L 90 Deg	
								
MM	M * = 1	M = 2	M =0.8	M = 1.8	M = 1.4	Kgs		
			Kgs	Kgs	Kgs	Kgs	Kgs	
TQS-2000	25	VIOLET	2000	4000	1600	3600	2800	14000
TQS-4000	50	GREEN	4000	8000	3200	7200	5600	28000
TQS-6000	75	YELLOW	6000	12000	4800	10800	8400	42000
TQS-8000	100	GREY	8000	16000	6400	14400	11200	56000
TQS-10000	125	RED	10000	20000	8000	18000	14000	70000
TQS-12000	150	BROWN	12000	24000	9600	21600	16800	84000
TQS-16000	200	BLUE	16000	32000	12800	28800	22400	112000
TQS-20000	250	ORANGE	20000	40000	16000	36000	28000	140000
TQS-24000	300	ORANGE	24000	48000	19200	43200	33600	168000

